



STANDARD EQUIPMENT

- Air cleaner, Cummins Filtration Direct Flow™, dry type, precleaner, dust ejector system, exhaust aspiration, electronic service indicator
- Alarm, back-up
- Alternator, 70 A
- Antifreeze, -37°C (-34°F)
- Axles, w/planetary final drives, 4-wheel drive
- Auxiliary / emergency steering system, ground driven
- Batteries, (2) 12 V, 950 CCA, cold start, maintenance free
- Beacon light, rotating
- Boom kickout, automatic
- Boom, standard
- Boom and linkage pins, lubricated
- Brakes; service – 4-wheel, outboard, wet multidisc; parking – dry disc type, hand operated, mounted at transmission output shaft with warning light
- Bucket leveler, automatic
- Cab, ROPS/FOPS (SAE J1040, J231) with sound suppression, air conditioner and heater/pressurizer/defroster, plastic lining, dome lights, rear view mirrors, sun protection roller, front and rear wipers and washers, open position left door lock, storage cabinet, radio provision, right window as emergency exit, lighter and ashtray
- Cooling module; includes radiator, transmission oil cooler, hydraulic oil cooler and charge air cooler; isolation mounted
- Counterweight with battery box
- Differentials, limited slip
- Drawbar
- Ecology drains for hydraulics
- Engine hood, sloped
- Engine side doors, hinged, swing out type
- Fan, sucking type with guard, hydraulically driven, variable speed
- Fenders, front and rear
- Filters: engine oil, transmission/torque converter oil, hydraulic oil
- Fuel system water separator
- Grill, rear, hinged, swing out type
- Guard, transmission
- Horn, electric, dual tone
- Hydraulic system, load sensing, multi-piston type pump
- Hydraulic controls, single lever equipment control (joystick)
- Instrumentation:
 - Gauges: engine oil pressure, engine coolant temperature, transmission oil temp., fuel level, speedometer, hourmeter, tachometer
 - Hydraulic oil sight gauge
 - Warning indicators for each monitored systems
 - Loader and drive train performance displays
 - CAN based system for monitoring
- Lifting eyes and tie downs
- Lights, working and traveling, 4 front, 2 rear, stop/tail, turn signals
- Master electrical disconnect
- Rearview camera with LCD
- Seat belt (SAE J386)
- Seat with arm rests, suspension type, adjustable height & tilting, forward and backward movement
- Starting, 24 V, electrical
- Steering, hydrostatic, articulated frame
- Steering column, adjustable height and angle
- Tires, 23.5 x 25, 20PR (L-3)
- Torque converter, single stage, single phase
- Transmission, automatic, full power shift, countershaft type, single lever, electrically controlled, 4-speed forward and 3 reverse
- Valve, 2-spool
- Vandalism protection
- Z-bar loader linkage system

OPTIONAL ATTACHMENTS

- AM/FM CD radio
- CE accessories: fire extinguisher, first aid kit, grease gun, tools
- Centralized lubricating system
- Hydraulic kit, includes 3 spool valve, piping and controls
- Lights, additional, 4F cab mounted and 2R
- Ride control system
- Superstructure w/sound suppression package (meets CE requirements)
- Tires, tubeless:
 - 23.5 x 25 20PR (L-2)
 - 23.5 x 25 24PR (L-3)
- Tool carrier, quick coupler (includes male master, third spool valve, hydraulics and piping)
- Tooth removal kit
- Working attachments:
 - buckets, general purpose, 2.8; 3.0; 3.25; 3.45 m³ (3.7; 3.9; 4.25; 4.5 yd³) with teeth or straight edge
 - buckets, rock, spade nose, 2.8; 3.0 m³ (3.7; 3.9 yd³)
 - bucket, light material and coal, 4.5 m³ (5.9 yd³)
 - bucket, high dump, 4.5 m³ (5.9 yd³)
 - bucket, multi-purpose, 2.8 m³ (3.7 yd³)
 - bucket, belt conveyor vicinity clean up, 2.86 x 1.62 x 1.08 m
- Working attachments for use w/tool carrier:
 - fork-lift attachment, 6000 kg (13,228 lb) lifting capacity
 - bucket, general purpose, 2.7 m³ (3.5 yd³)

Specifications subject to change without notice. Illustrations and pictures may include optional attachments and accessories and may not include all standard equipment.

DRESSTA

Kwiatkowskiego 1, 37-450 Stalowa Wola, P O L A N D
 tel.: +48 15 813 5252, 15 813 4556 fax: +48 15 813 4763
 sales@dressta.com.pl www.dressta.com.pl



530R
WHEEL LOADER



■ **Net Horsepower**
155 kW (208 hp)

■ **Bucket Capacity**
2.8 m³ to 4.5 m³
(3.7 yd³ to 5.9 yd³)

■ **Operating Weight**
18840 kg (41,535 lb)


530R

WHEEL LOADER

An innovative machine with state-of-the-art body styling, equipped with a Cummins QSB6.7 engine that meets EU Stage IIIB and EPA Tier 4 Interim emission regulations and provides high horsepower and torque.



The 530R wheel loader uses hydrostatic steering which provides smooth steering control at any engine speed. The articulated frame, 40 degrees in both directions, allows to achieve a turning radius outside of tires of 6.0 m.



Front and rear frames have been designed to withstand high stress and feature high durability thanks to high precision of workmanship. Boom arms and hydraulic cylinders for the boom and bucket are mounted to the front frame. The cab, engine, transmission with a torque converter, rear drive axle bolster and counterweight are mounted to the rear frame.



The electrically controlled powershift transmission allows on-the-go, full direction and speed changes to enhance operator's comfort. Four speeds forward and three speeds reverse ensure the speed range necessary for high productivity of the unit. Drive axles include differentials, planetary final drives and wet multi-disc brakes. The limited slip differential automatically compensates for slip and spin, allowing maximum tractive force and ensuring effective performance under tough operating conditions.



The new, environmentally friendly engine is in-line, turbocharged, with a system equipped with a Diesel Particulate Filter (DPF) and an air cleaner with dust separator.

The rear frame mounted cab with a large glazing area and a wraparound tinted windshield, ensures excellent front and peripheral views of the machine attachments and working area for the operator. The ROPS/FOPS cab meets requirements of international standards for effective operator's protection. The seat is adjustable to the operator's weight and is equipped with arm rests and a seat belt. Standard cab equipment includes A/C and heating, additional lights and mirrors (rearview and external), window washers and wipers, a door lock, radio ready electrical wiring and a roof mounted flashlight. An adjustable steering column makes operation easier and more comfortable to the operator. The unit is equipped with a rearview camera and monitor in the cab. The boom and bucket control joystick is located at the rhs of the operator's seat.



The ground driven steering pump maintains machine steering capability in case of engine failure.



friendly Cummins diesel engine with a 208 HP, an electronically controlled „Common Rail“ fuel system, Diesel Particulate System (DPF) and double stage turbocharger and service indicator.



The hydraulic system components include a hydraulic reservoir with a sight gauge, a spin-on filter and suction strainers behind the operator's cab, a Load Sensing system multi-piston axial pump, a joystick controlled hydraulic control valve, boom and bucket hydraulic cylinders, a ground driven steering pump, a fan drive pump and motor, pipes and hoses.

The unit is designed for continuous loading operations in quarries, sand queries, utility companies, reloading terminals, power plants and open pit, brown coal mines.



The Z-bar loader linkage with a single bucket cylinder provides excellent front visibility and transfers maximum breakout force to the bucket to pry out hard packed material. All loader linkage pins are sealed to keep out abrasive dust and grit.



The swing out fan facilitates access to the cooling module. Batteries are located in rear counterweight area at ground level.



The wheel loader can be fueled from the ground as the fuel tank is positioned low. The rear frame mounted cab provides access to the hinge pin area, simplifying maintenance service of the transmission and hydraulic pumps.





The 530R wheel loader may be equipped with a variety of attachments: general purpose buckets, rock buckets, a light material and coal bucket, a high dump bucket, a multi-purpose bucket, a fork lift attachment and a hydraulic tool carrier for quick replacement of mounted equipment from the operator's seat.



easily accessible on
provides unobstructed



Widely spaced center hinge pins connect the front and rear frames provide an extremely durable connection and allow stresses to effectively dissipate into the frames. Adequate hinge pin bearings and high workmanship precision ensure extended life in this high stress and wear area.



Specification

ENGINE

- * Make and Model..... Cummins QSB6.7
- Type diesel, in-line, 4-cycle, water-cooled, 6-cylinder, Electronic controls (ECM), Diesel Particulate Filter (DPF)
- Aspiration Turbocharged and Charge Air Cooler (CAC)
- Fuel system High Pressure Common Rail (HPCR)
- Gross Horsepower, SAE J1995 168 kW (225 hp)
- ** Net Horsepower, SAE J1349/ISO 9249 155 kW (208 hp)
- Rated rpm 2100 rpm
- Max. torque @ 1500 rpm..... 945 Nm (697 ft-lb)
- Displacement 6.7 l (408 in³)
- Bore and Stroke 107 x 124 mm (4.21" x 4.88")
- Air cleaner..... Cummins Filtration Direct Flow™, dry type, precleaner, dust ejector system, exhaust aspiration, electronic service indicator

* Meets EU Stage IIIB and US EPA Tier 4 Interim emission standards
The engine requires to use – Ultra Low Sulfur Diesel (ULSD) fuel

** Net Horsepower at the minimum speed of hydraulic fan 166 kW (222 hp)

TRANSMISSION & TORQUE CONVERTER

Automatic, full powershift type, electrically controlled transmission.
Single stage, single phase torque converter, 2.4 to 1 stall ratio.

TRAVEL SPEEDS

Gear	Forward	Reverse
	km/h (mph)	km/h (mph)
1	8.0	8.3
2	13.1	13.6
3	25.4	26.4
4	37.3	–

AXLES

Four wheel drive. High capacity axles with circular arc bevel gear, limited slip differentials, wet brakes and planetary final drives.

Front axle fixed, rear axle oscillates a total of 24°.

Vertical wheel travel of 436 mm (17.2").

STEERING

Articulated frame. Hydrostatic steering provides smooth, responsive steering at any engine speed.

Tilting and telescoping steering column for operator efficiency
Auxiliary / emergency steering system with ground driven pump

Articulation, right or left 40°/40°

Turning radius outside of tires 6.0 m (19'8.2")

BRAKES

Service brakes – Wet multi-disc brakes, four wheel, outboard mounted, hydraulically controlled, with warning indicator light and buzzer in case of damage

Parking brake – Dry disc mounted at transmission output shaft, hand operated – button in instrument panel with warning indicator light

TIRES

Standard: 23.5 x 25, 20PR (L-3).

SOUND LEVEL

		with sound suppression package	without sound suppression package
Sound level in cab LpA	dB(A)	73	74
External sound level LwA	dB(A)	102.5	105.6

HYDRAULIC SYSTEM

Reservoir with sight gauge and 10-micron return filters, suction screen

Load sensing, multipiston type pump (steering and equipment control) driven from transmission

Output @ 2100 rpm is 300 l/min (79.3 gpm)

Equipment control – joystick w/buttons enables two simultaneous movements of the bucket

Equipment control valve: low effort, 2-spool or optional 3-spool with relief valve

Maximum pressure in hydraulic system 26 MPa (3,771 psi)

Hydraulic cylinders (double acting) – hardened chrome plated piston rods:

– Boom – Bore and Stroke (2) 150 x 749 mm (5.9" x 29.5")

– Bucket – Bore and Stroke (1)..... 160 x 561 mm (6.3" x 22")

– Steering – Bore and Stroke (2)..... 90 x 390 mm (3.5" x 15.4")

Z-bar loader linkage system provides not only optimal bucket dump angle within entire operating range but also gives

rise to high loading capacity and breakout force. It features resistance to dynamic loads and ensures excellent durability and reliability.

Hydraulic cycle times: raise boom – 5.5 sec.

dump bucket – 1.9 sec. lower boom – 2.7 sec.

REFILL CAPACITIES

	Liter	(US gal)
Fuel tank	265 l	(70.0)
Cooling system	24 l	(6.3)
Crankcase w/filters	16,7 l	(4.4)
Transmission system	21 l	(5.5)
Differential & final drive, each	35 l	(9.2)
Hydraulic reservoir	97 l	(25.6)

INSTRUMENTATION

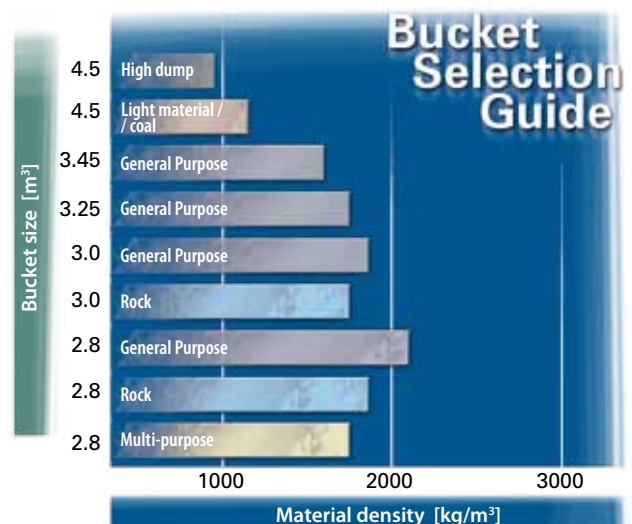
Gauges: engine oil pressure, engine coolant temperature, transmission oil temp., fuel level, speedometer, hourmeter, tachometer.

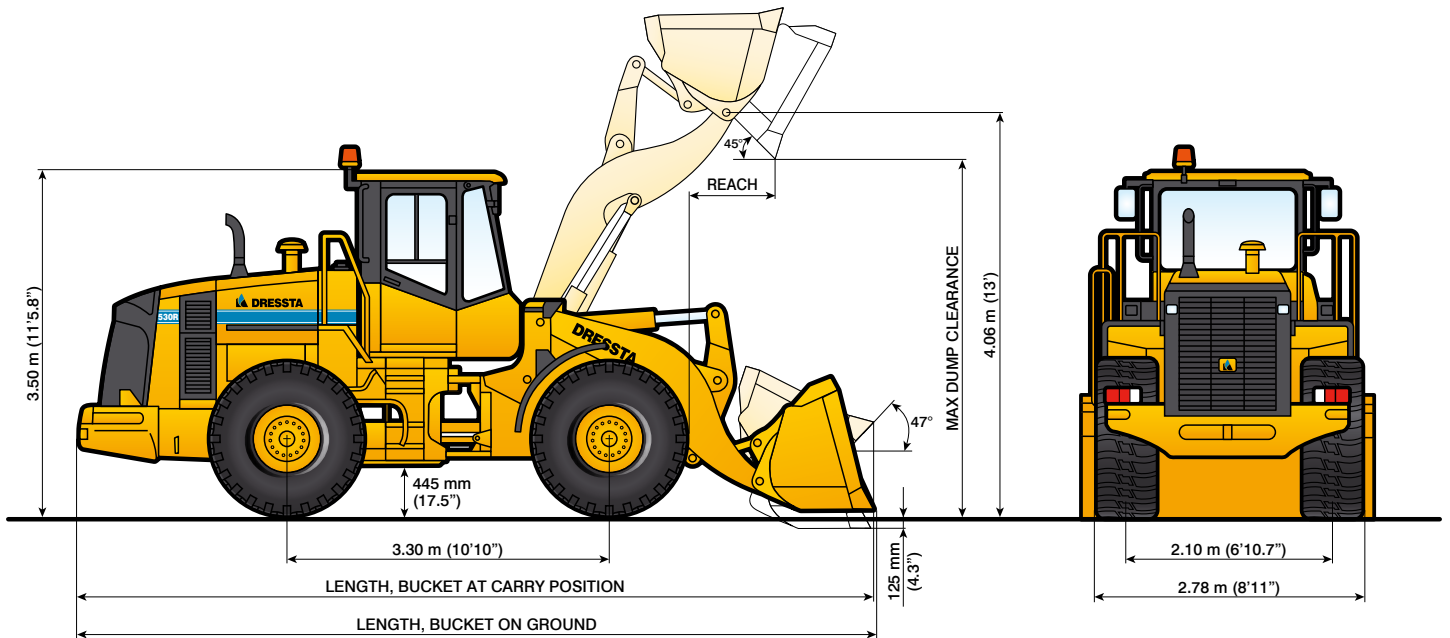
Hydraulic oil sight gauge

Warning indicators for each monitored system

Loader and drive train performance displays

CAN based system for monitoring.





BUCKET SELECTION	GENERAL PURPOSE				ROCK BUCKET		
	with teeth						
Bucket Capacity (SAE)	– rated, m ³ (yd ³)	2.8 (3.7)	3.0 (3.9)	3.25 (4.25)	3.45 (4.5)	2.8 (3.7)	3.0 (3.9)
	– struck, m ³ (yd ³)	2.41 (3.15)	2.58 (3.4)	2.8 (3.7)	2.97 (3.88)	2.41 (3.15)	2.58 (3.4)
Bucket Width		3.0 (9'10")	3.0 (9'10")	3.0 (9'10")	3.0 (9'10")	3.0 (9'10")	3.0 (9'10")
Dump Clearance @ Max. Height and 45° Dump Angle		3.05 (10')	3.02 (9'11")	3.0 (9'10")	3.0 (9'10")	2.97 (9'9")	2.93 (9'7.5")
Reach @ Max. Height and 45° Dump Angle		0.98 (3'2.6")	1.10 (3'7")	1.15 (3'9")	1.18 (3'10.5")	1.21 (3'11.5")	1.26 (4'2")
Overall length, Bucket @ Carry Position		8.17 (26'10")	8.22 (27'0")	8.29 (27'2")	8.34 (27'4")	8.28 (27'2")	8.32 (27'4")
Overall length, Bucket on Ground		8.22 (27'0")	8.27 (27'2")	8.34 (27'4")	8.39 (27'6")	8.39 (27'6")	8.44 (27'8")
Turning Radius, Outside Corner of Bucket @ SAE Carry		6.46 (21'2")	6.48 (21'3")	6.53 (21'5")	6.56 (21'6.5")	6.55 (21'6")	6.56 (21'6.5")
Breakout Force	kN (lb)	162.0 (36,419)	160.5 (36,082)	158.0 (35,520)	156.0 (35,070)	158.0 (35,520)	156.0 (35,070)
Static Tipping Load	– Straight, kg (lb)	13660 (30,115)	13570 (29,917)	13460 (29,674)	13360 (29,454)	13360 (29,454)	13260 (29,233)
	– Full Turn, kg (lb)	11620 (25,618)	11580 (25,530)	11470 (25,287)	11420 (25,177)	11420 (25,177)	11220 (24,736)
Operating Weight	kg (lb)	18800 (41,447)	18840 (41,535)	18900 (41,667)	18940 (41,756)	18940 (41,756)	18980 (41,844)

BUCKET SELECTION	GENERAL PURPOSE				LIGHT MATERIAL AND COAL	HIGH DUMP	MULTI-PURPOSE	
	straight edge							
Bucket Capacity (SAE)	– rated, m ³ (yd ³)	2.8 (3.7)	3.0 (3.9)	3.25 (4.25)	3.45 (4.5)	4.5 (5.9)	4.5 (5.9)	2.8 (3.7)
	– struck, m ³ (yd ³)	2.41 (3.15)	2.58 (3.4)	2.8 (3.7)	2.97 (3.88)	3.87 (5.06)	3.87 (5.06)	2.41 (3.15)
Bucket Width		3.0 (9'10")	3.0 (9'10")	3.0 (9'10")	3.0 (9'10")	3.0 (9'10")	3.0 (9'10")	3.0 (9'10")
Dump Clearance @ Max. Height and 45° Dump Angle		2.91 (9'6.6")	2.88 (9'5.5")	2.83 (9'3.5")	2.80 (9'3")	2.74 (9'0")	4.28 (14'0.5")	2.98 (9'9.5")
Reach @ Max. Height and 45° Dump Angle		1.12 (3'8")	1.24 (4'1")	1.29 (4'3")	1.32 (4'4")	1.38 (4'6")	1.59 (5'3")	1.20 (3'11")
Overall length, Bucket @ Carry Position		8.31 (27'3.5")	8.36 (27'5")	8.43 (27'8")	8.48 (27'10")	8.56 (28'1")	8.68 (28'6")	8.22 (26'11.6")
Overall length, Bucket on Ground		8.44 (27'8")	8.47 (27'9.5")	8.54 (28'0")	8.59 (28'2")	8.67 (28'5.5")	8.72 (28'7")	8.28 (27'2")
Turning Radius, Outside Corner of Bucket @ SAE Carry		6.48 (21'3")	6.50 (21'4")	6.58 (21'7")	6.60 (21'7.8")	6.62 (21'8.5")	6.64 (21'9.5")	6.54 (21'5.5")
Breakout Force	kN (lb)	144 (32,372)	143 (32,148)	141 (31,698)	140 (31,473)	138 (31,024)	140 (31,473)	158 (35,520)
Static Tipping Load	– Straight, kg (lb)	13560 (29,895)	13460 (29,674)	13360 (29,454)	13260 (29,233)	13050 (28,770)	13260 (29,233)	13460 (29,674)
	– Full Turn, kg (lb)	11570 (25,728)	11520 (25,397)	11420 (25,177)	11370 (25,067)	11220 (24,736)	11220 (24,736)	11420 (25,177)
Operating Weight	kg (lb)	19010 (41,910)	19050 (41,998)	19110 (42,130)	19150 (42,219)	19204 (42,338)	18980 (41,844)	18900 (41,667)

All dimensions, weights and performance values per SAE J732, where applicable. Specifications shown include all standard equipment. Machine stability, weight and performance are affected by optional attachments.